

# Speedfit® Blue

## Product Range

### EQUAL STRAIGHT CONNECTOR

Part No.	Size MM
UG401B	20
UG402B	25
UG403B	32

Cold water only

### REDUCING STRAIGHT CONNECTOR

Part No.	Size MM
UG501B	25 x 20
UG502B	32 x 25

Cold water only

### PE-COPPER COUPLER

Part No.	Size MM
UG601B	20 x 15
UG603B	25 x 15
UG602B	25 x 22
UG604B	32 x 28

Used to connect PE Pipe to copper or Speedfit Plumbing Pipe. Must not be buried directly into ground, soil, concrete or other substrates.

Cold water only

### MALE ADAPTOR

Part No.	Size
UG101B	20 x 1/2" BSP
UG102B	25 x 3/4" BSP
UG103B	32 x 1" BSPT
UG104B	32 x 1.1/2" BSPT

Cold water only

### FEMALE ADAPTOR

Part No.	Size MM x BSP
UG4501B	20 x 1/2"
UG4502B	25 x 3/4"

Cold water only

### EQUAL ELBOW

Part No.	Size MM
UG301B	20
UG302B	25
UG303B	32

Cold water only

### WALL PLATE ELBOW

Part No.	Size MM x BSP
UGPWB2014	20 x 1/2"
UGPWB2514	25 x 1/2"
UGPWB2516	25 x 3/4"

Cold water only

### STEM ELBOW

Part No.	Pipe OD MM	Stem OD MM
UG222025B	20	25
UG222525B	25	25
UG223232B	32	32

Cold water only

Stem cannot be disconnected from mating connector with collet cover fitted

### EQUAL TEE

Part No.	Size MM
UG201B	20
UG202B	25
UG203B	32

Cold water only

### REDUCING TEE

Part No.	Size Exit	Size Branch
UG232AB	32	25

Cold water only

### STOP END

Part No.	Size MM
UG4620B	20
UG4625B	25

Cold water only  
Gives a permanent or temporary shut off.

### STOP TAP

Part No.	Size MM
UGSTV2020	20
UGSTV2525	25
UGSTV3232	32
UGSTV2515	25 x 15
UGSTV2522	25 x 22

The Stop Tap for 15 or 22mm copper or PEX Pipe must not be buried directly into ground, soil, concrete or other substrates.

### PLUGS

Part No.	Size MM
UG801E	20
UG802E	25
UG803B	32

Cold water only

### PIPE INSERT

Part No.	Size MM
UTS147 - DB	20
UTS197 - DB	25
UTS251 - DB	32

### IMPERIAL CONVERTER

Part No.	Stem Inch Pipe Size
UGICO1	20 1/2"
UGICO2	25 3/4"

Supplied with inch size Pipe Insert

To convert metric size fitting for use with imperial size LDPE to BS1572 Class C or Class D. Stem cannot be disconnected from mating connector with collet cover fitted.

## Other Products from Speedfit



Speedfit® Grey

WRAS APPROVED PRODUCT



Flexi Hose with Hand Tighten Nut

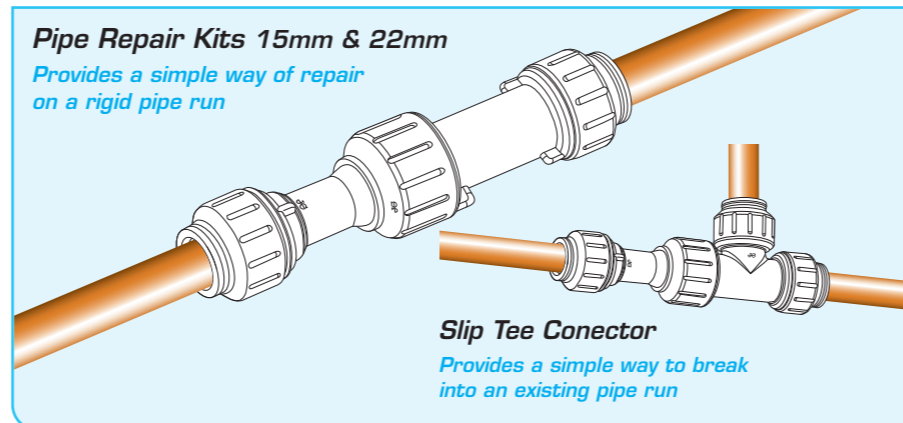
WRAS APPROVED PRODUCT



White Service Valves

### Pipe Repair Kits 15mm & 22mm

Provides a simple way of repair on a rigid pipe run



### Slip Tee Connector

Provides a simple way to break into an existing pipe run

WRAS APPROVED PRODUCT

FOR TECHNICAL CHECKLIST SEE OUR PRODUCT GUIDE

### John Guest Speedfit Limited.

Horton Road, West Drayton, Middlesex UB7 8JL, England.  
Tel: 01895 449233 Fax: 01895 420321.  
www.speedfit.co.uk  
Technical Help Desk: 01895 425333

The company has a policy of continuous research and development and reserves the right to amend without notice the specification and design of all products illustrated in this catalogue. John Guest Speedfit reserve the right to change the colour and shape of products. Photographs are for illustration purposes only.

Subject to our Terms and Conditions of Sale available on request.

John Guest® and Speedfit® are registered trademarks of John Guest International Limited © Copyright 2009.

# Speedfit® Blue

A New Improved Range of Push Fit Fittings for Cold Water Services

September 2009

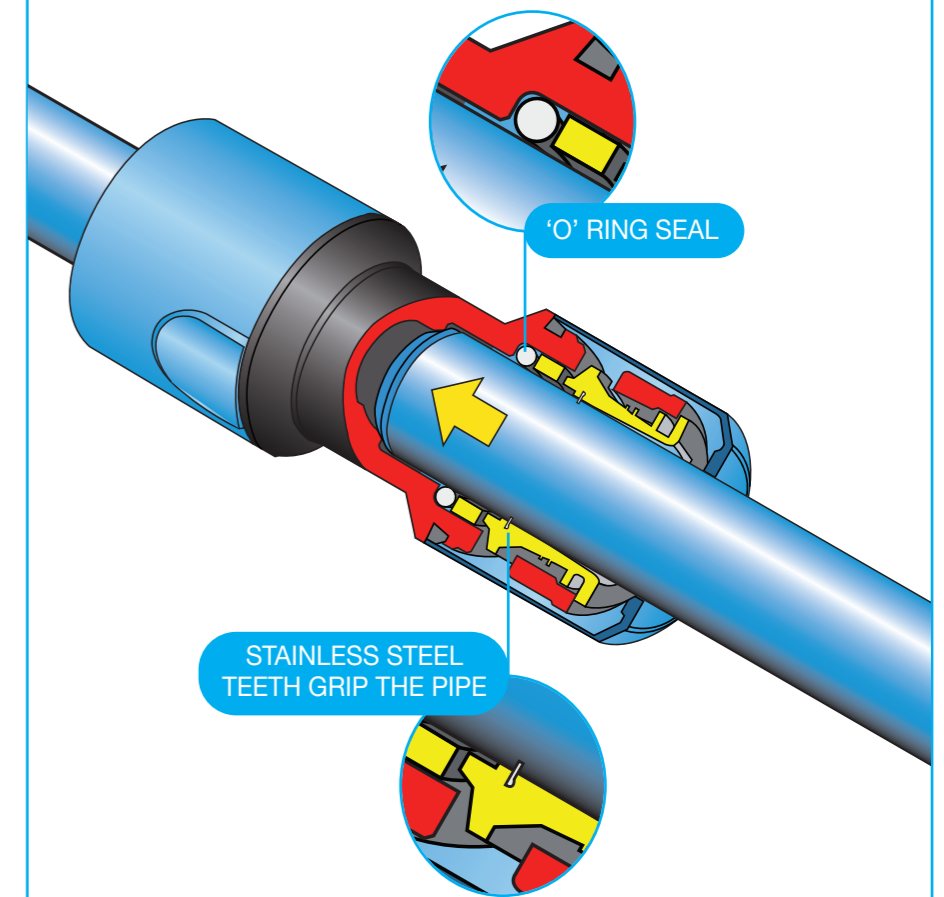
WRAS APPROVED PRODUCT

Z2105/272/09/09



## HOW JG Speedfit® WORKS


A Collet with stainless steel teeth grips the pipe and an 'O' ring provides a permanent leakproof seal.



## JG Speedfit® Blue

### Push Fit Fittings for Cold Water Services

A new range of fittings for MDPE Pipe is being introduced from October 2008. The range has an improved Collet with stainless steel teeth to provide extra grip on the pipe and has WRAS Approval.



#### Benefits:

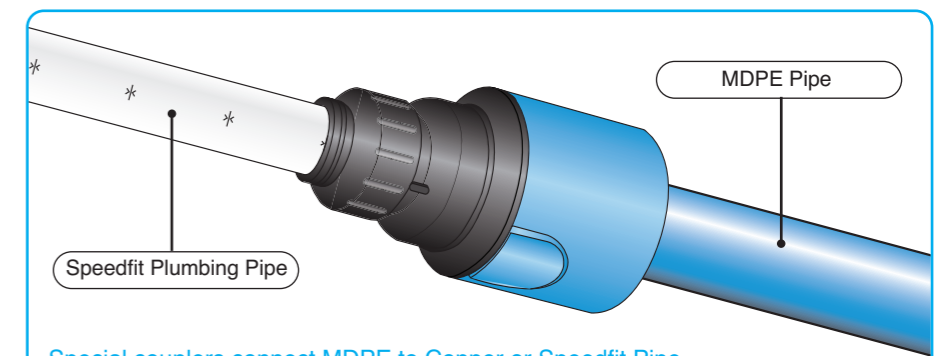
- No tools required
- Simple push in action
- Fast installation time
- Durable - high resistance to impact
- High resistance to pull out
- Reliable trouble free connection

#### Designed for:

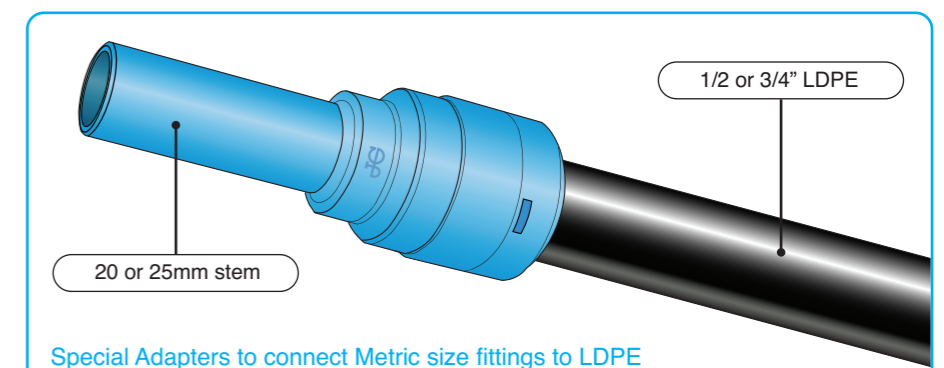
- Blue MDPE to BS6572 for Underground Services
- Black MDPE to BS6730 for Above-Ground Services
- Pipe to ISO 161/1, BS ISO 11922 and DIN 16893

WORKING TEMPERATURE AND PRESSURE:  
MAXIMUM WORKING PRESSURE  
16 BAR @ 20°C

DO NOT USE FOR HOT WATER, GAS,  
FUEL OIL OR COMPRESSED AIR



Special couplers connect MDPE to Copper or Speedfit Pipe.



Special Adapters to connect Metric size fittings to LDPE